

# ANSI Size Electric Strike ES 750B



## Statement

The ES750 series electric strikes (ANSI-sized) are designed for use with lockset spring latch or cylindrical, Max. latch throw 18mm (3/5") keeper depth for inswing doors.

## Features

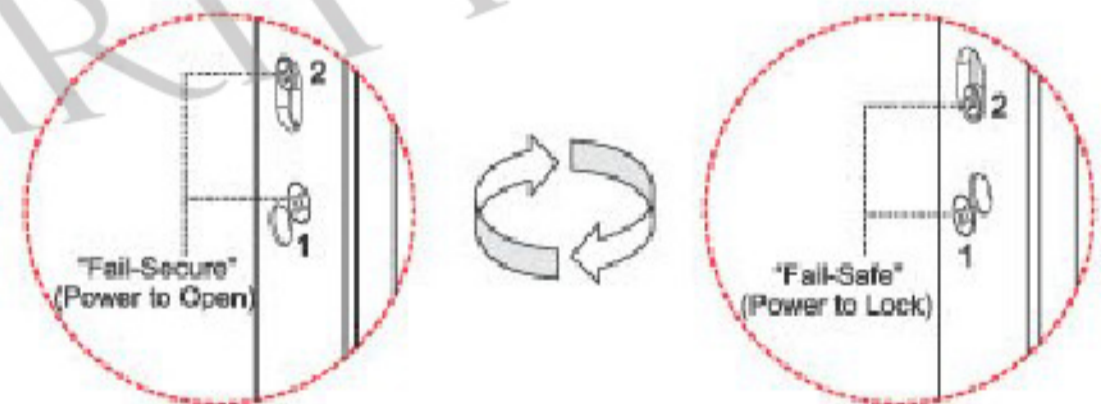
- Version Changeable (Fail-Secure / Fail-Safe)
- Apply with mechanical lockset for auto and manual operation
- Long life solenoid
- Max. latch throw : 18mm
- Lock & Unlock / Door Status Output
- 12~24VDC/AC Operating Voltage
- For wood frame / metal frame doors
- Remark : **CE** Approved

## Specifications

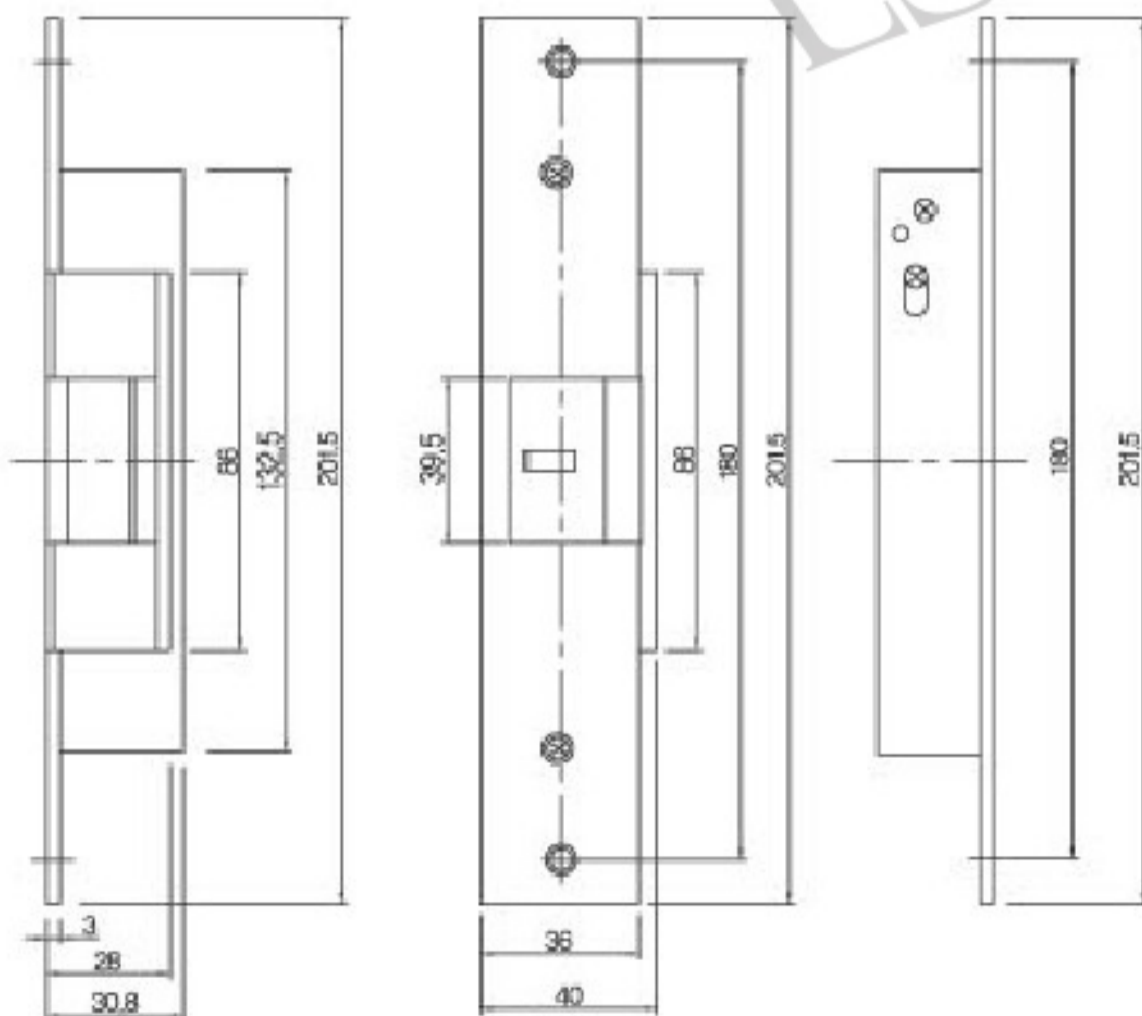
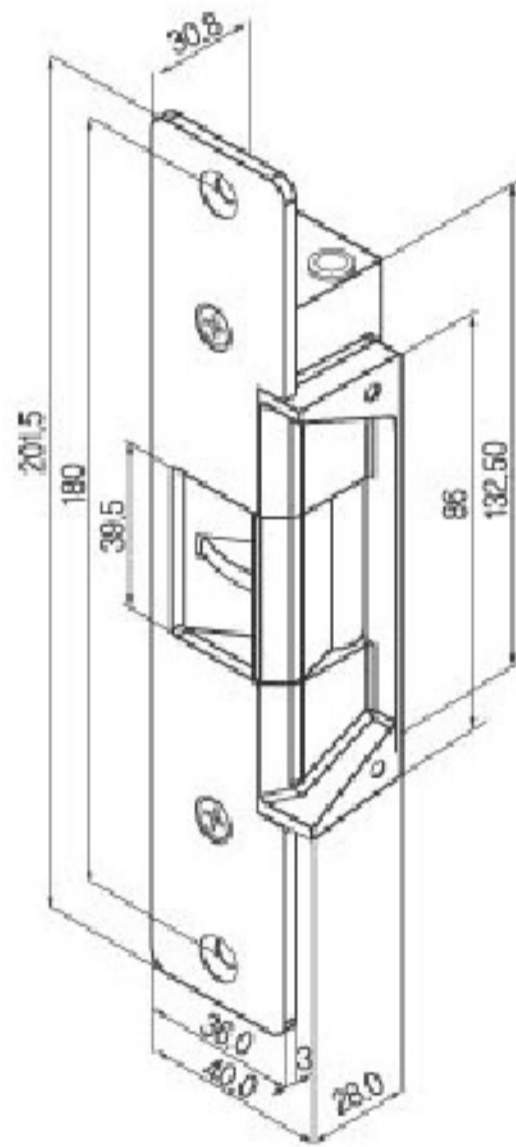
- Operating Voltage : 12~24VDC/AC
- Current Draw : 210mA/12VDC, 140mA/24VDC (at temperature 20°C)
- Reed Switch Rating : 1A/125VAC
- Operating Temperature : -10~ + 45°C
- Humidity : 0~95% non-condensing
- Tested to 1,000,000 cycles (solenoid)
- 1000kg jaw strength pull testing
- Material : zinc alloy main stand, stainless steel faceplate

## Version Changeable Instantly

The ES750 Series electric Strikes can easily be changed between fail-safe and fail-secure mode. This unique design enables distributors to reduce inventory and still meet varying needs and requirements of end users.



## Dimensions



## Optional Accessory

Lip extension brackets for the wide jamb



LP-ES750-50  
50mm(L)



LP-ES750-25  
25mm(L)

